Single Sign-On for Mobile Apps

QuickStart Guide

Document Details

Document #: 160_QSG700_200204

Release Version: 07.00.00.00

Version Release Date: January 2020

Overview

This document outlines the steps to activate the Single Sign-On feature within the CrunchTime mobile apps.

System Requirements

- CrunchTime Core Products must be on Release Version 07.00.00.00 or higher.
- CrunchTime Counter must be on Release Version 1.3.14 or higher.
- CrunchTime Reconciler must be on Release Version 2.0.0 or higher.
- CrunchTime Impact must be on Release Version 2.6.1 or higher.

Be sure to grab the latest version of this document here:

https://links.crunchtime.com/QSG-SSOforMobileApps

OR by scanning the QR code to the left.

© 2022 CrunchTime! Information Systems, Inc. All Rights Reserved. | www.crunchtime.com

Single Sign-On for Mobile Apps

What You Need To Know

- The Single Sign-On feature must be enabled in the CrunchTime database before completing this process.
- This process must be completed for each mobile application separately.

Steps to Activate

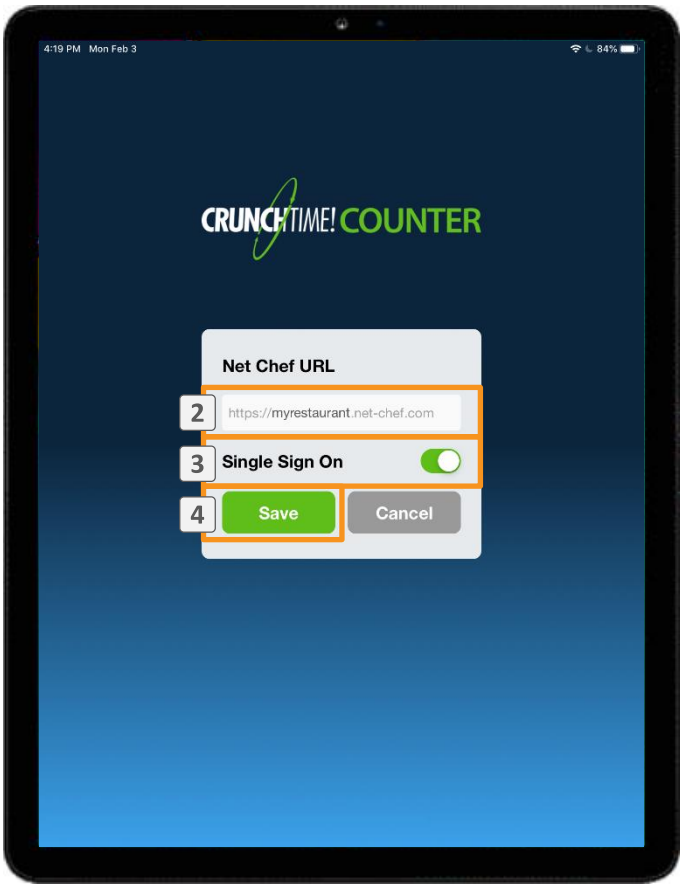

1. Open the mobile app on your tablet or phone.
2. Enter your *Net Chef URL*.
2. Slide the *Single Sign-On* switch to the right, to the On position.
4. Select *Save*.

Heads-Up: If you see an Alert message after selecting *Save* in step 4, skip ahead to Page 5.

(Continued)

© 2022 CrunchTime! Information Systems, Inc. All Rights Reserved. | www.crunchtime.com

Single Sign-On for Mobile Apps

(Continued)

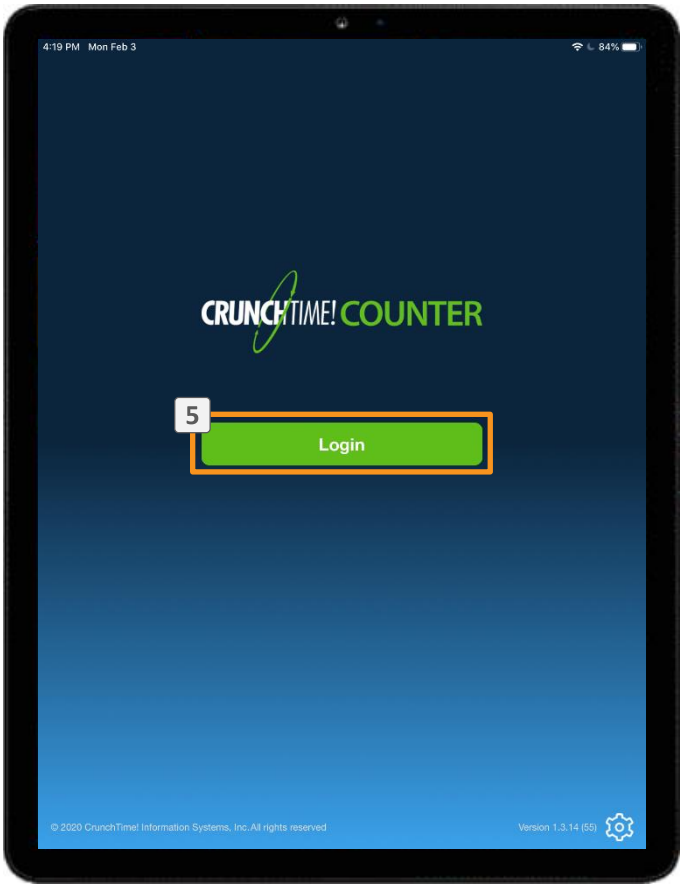

5 Select *Login*.

(continued)

© 2022 CrunchTime! Information Systems, Inc. All Rights Reserved. | www.crunchtime.com

Single Sign-On for Mobile Apps

(Continued)

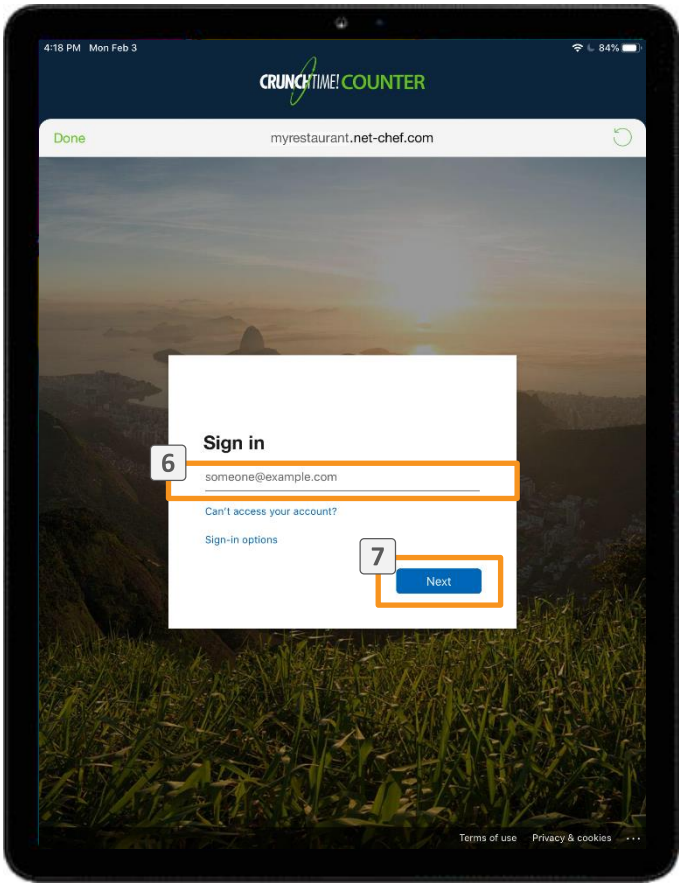

6 In the *Sign In* field, enter your User ID.

7 Select *Next*.

8. The mobile application will open and be ready for you to use.

Tip: After you complete this process, the next time you open the app you should simply see the *Login* button shown on the previous page.

© 2022 CrunchTime! Information Systems, Inc. All Rights Reserved. | www.crunchtime.com

Single Sign-On for Mobile Apps

Feature Not Available

If the CrunchTime database is not on Release Version 07.00.00.00 or higher OR if this feature has not been enabled in the CrunchTime database, an alert message will appear on screen.

Alert Message



1 If this alert message appears, select *OK* and contact your CrunchTime administrator as instructed.

© 2022 CrunchTime! Information Systems, Inc. All Rights Reserved. | www.crunchtime.com