CrunchTime ScormGrabber

Reference Guide

Document Details

Document #: 160_MC30_230405
Release Version: 8.2
Date of Release: April 2023

System Requirements

Be sure to grab the latest version of this document here:
https://links.crunchtime.com/MCRG-ScormGrabberReference

Overview

We recognize that many of our customers have their own Online Universities and would like use them to host CrunchTime Courses. We fondly refer to these colleagues as CrunchTime ScormGrabbers! This document shows you where they are and how to grab them.

© 2022 CrunchTime! Information Systems, Inc. All Rights Reserved. | www.crunchtime.com

Table of Contents

Overview....3
Mobile Compatibility....4
Becoming a ScormGrabber....5
ScormGrabber Tips....6
Catalog of Courses....8

© 2022 CrunchTime! Information Systems, Inc. All Rights Reserved. | www.crunchtime.com

Overview

What is SCORM?

SCORM stands for "Sharable Content Object Reference Model". It is a set of technical standards for e-learning software products which tells programmers how to write their code so that it can "play well" with other e-learning software. It is the de facto industry standard for e-learning interoperability. Specifically, SCORM governs how online learning content and Learning Management Systems (LMS's) communicate with each other. SCORM does not speak to instructional design or any other pedagogical concern — it is purely a technical standard.

What is a ScormGrabber?



Do you already have your own LMS? If so, great! You should sign up to become a CrunchTime ScormGrabber! ScormGrabbers are who we affectionately call our clients who have their own Online Universities and would like use them to host MainCourse courses. As a ScormGrabber, you can download our MainCourse scorm packages, and upload them to your LMS, so your learners have one place to go for everything you want them to learn.

How to Become a ScormGrabber

To become a ScormGrabber, your Training/LMS Administrator should contact the CrunchTime training department at training@crunchtime.com. We'll send them the latest version of this Quick Reference Guide and do our best to answer any other implementation questions they might have.

Consistent Training Means Consistent Results

With a Learning Management System (LMS), training end-users and super-users to become CrunchTime-proficient becomes an efficient, consistent and measurable process. A company can train all of its restaurant staff to perform a given transaction set in less than 10 minutes. There's no travel required, no dependency on a live instructor, and the lessons are available on-demand at any time. In addition, the training and standards of proficiency are the same for every person, every time, so everyone learns to use the application in a consistent manner.

System Requirement: To host CrunchTime courses, your LMS must be compliant with SCORM 1.2 or the Tin Can API (xAPI).

MainCourse eLearning works. Here are a few key stats:

- Over 100 courses available for a complete CrunchTime learning experience
- Over 400,000 individual course completions since launch (2015)
- On average, these eLearning courses deliver 360+ hours of training per week.
- 0 miles traveled

What is Needed to Use it?

MainCourse lessons have the following requirements:

- PC, Mac or Tablet running a modern web browser (We recommend Google's Chrome browser)
- At least 2GB or RAM

© 2022 CrunchTime! Information Systems, Inc. All Rights Reserved. | www.crunchtime.com

Mobile Compatibility

The Details

Important: Our MainCourse online lessons are interactive; learners can simulate using our software, take quizzes, etc., and that REALLY aids learning. But taking them on mobile devices has been getting tougher, due to changing standards for the way mobile browsers support interactivity.

The good news? As of 1/1/18 we've updated all of our lessons to a new tablet-friendly format! The Fine Print: a PC and Google's Chrome browser are still the gold standard, as some older tablets and phones won't have enough RAM to process the interactivity.

Deep Dive on the Fine Print

Although not optimized for mobile phone viewing due to the smaller screen size, these courses are compatible with recently released iOS and Android tablets and phones provided they have sufficient RAM to process the interactive content in the browser. Based on our testing, these devices typically require at least 2GB of RAM.

Tech Talk: So why does the device need 2 GB of RAM if our interactive courses are typically only 10-30 MB in size? This is because mobile devices have memory management that happens automatically, and is much more aggressive than the memory management on desktop computers. Because of that, a device with 2 GB of RAM will allow a 20 MB web-page to load, while a device with 1 GB of RAM may not.

Here is an example of recent iOS devices and the RAM amount for each. The devices with **1 GB** of RAM are likely to have problems completing these courses:

Year	iPad Pro 12.9"	iPad 9.7" and 10.5"	iPad Mini	iPhone
2013		iPad Air = **1 GB**	iPad Mini 2 = **1 GB**	iPhone 5S = **1 GB**
2014		iPad Air 2 = **2 GB**	iPad Mini 3 = **1 GB**	iPhone 6 = **1 GB** iPhone 6+ = **1 GB**
2015	iPad Pro = **4 GB**		iPad Mini 4 = **1 GB**	iPhone SE = **2 GB** iPhone 6s = **2 GB** iPhone 6S+ = **2 GB**
2016		iPad Pro 9.7" = **2 GB**		iPhone 7 = **2 GB** iPhone 7+ = **3 GB**
2017	iPad Pro = **4 GB**	iPad Pro 10.5" = **2 GB**		iPhone 8 = **3 GB** iPhone 8+ = **3 GB** iPhone X = **3 GB**

© 2022 CrunchTime! Information Systems, Inc. All Rights Reserved. | www.crunchtime.com

Becoming a ScormGrabber

The Process

To access our courses, do the following 4 steps:

1. Copy this link and paste it in your browser: https://links.crunchtime.com/ScormGrabber
2. Enter your Email, First Name, Last Name, and Company; then click *Continue*.
3. Create a password, and then click *Save and Sign In*.

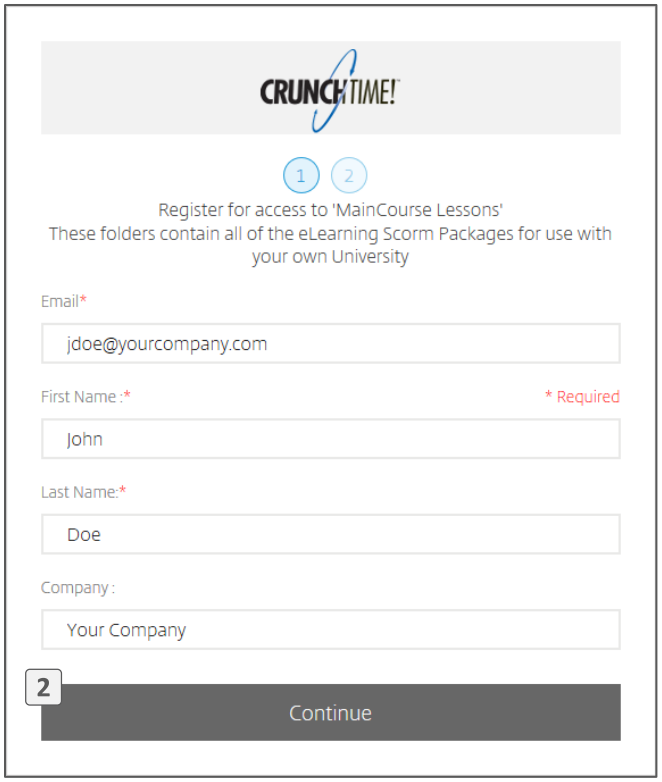

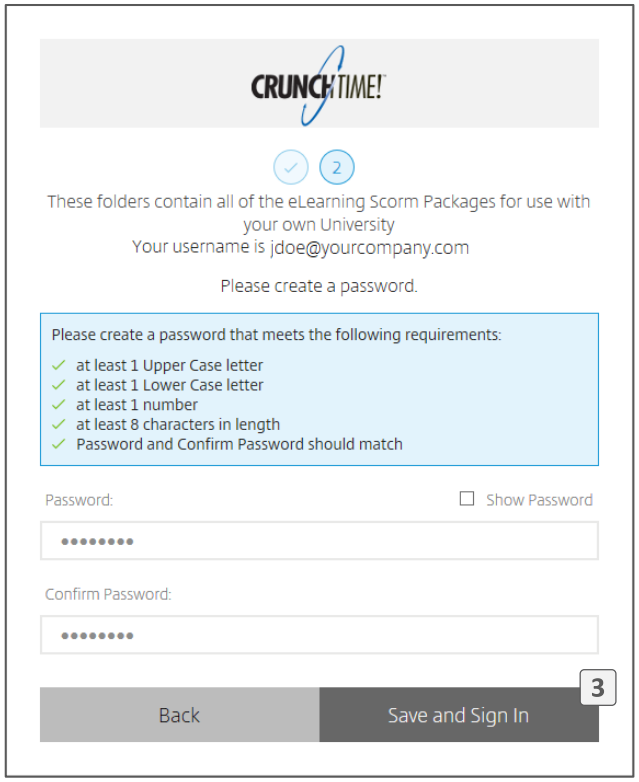

That's it! This will setup a free CrunchTime ShareFile account granting you to access all of our courses. **Note:** If you already have a ShareFile account under the same email address, it will prompt you to login to access the content. **Important:** From now on, you can navigate to https://crunchtime.sharefile.com to login and grab the latest courses.

See the following page for a few ScormGrabber tips:

© 2022 CrunchTime! Information Systems, Inc. All Rights Reserved. | www.crunchtime.com

ScormGrabber Tips

MainCourse Lessons Folder

Containing several sub-folders, the MainCourse Lessons folder gives you quick access to different categories of courses. You can also find the latest 'ScormGrabber Reference Guide' and 'MainCourse-ChangeLog'.

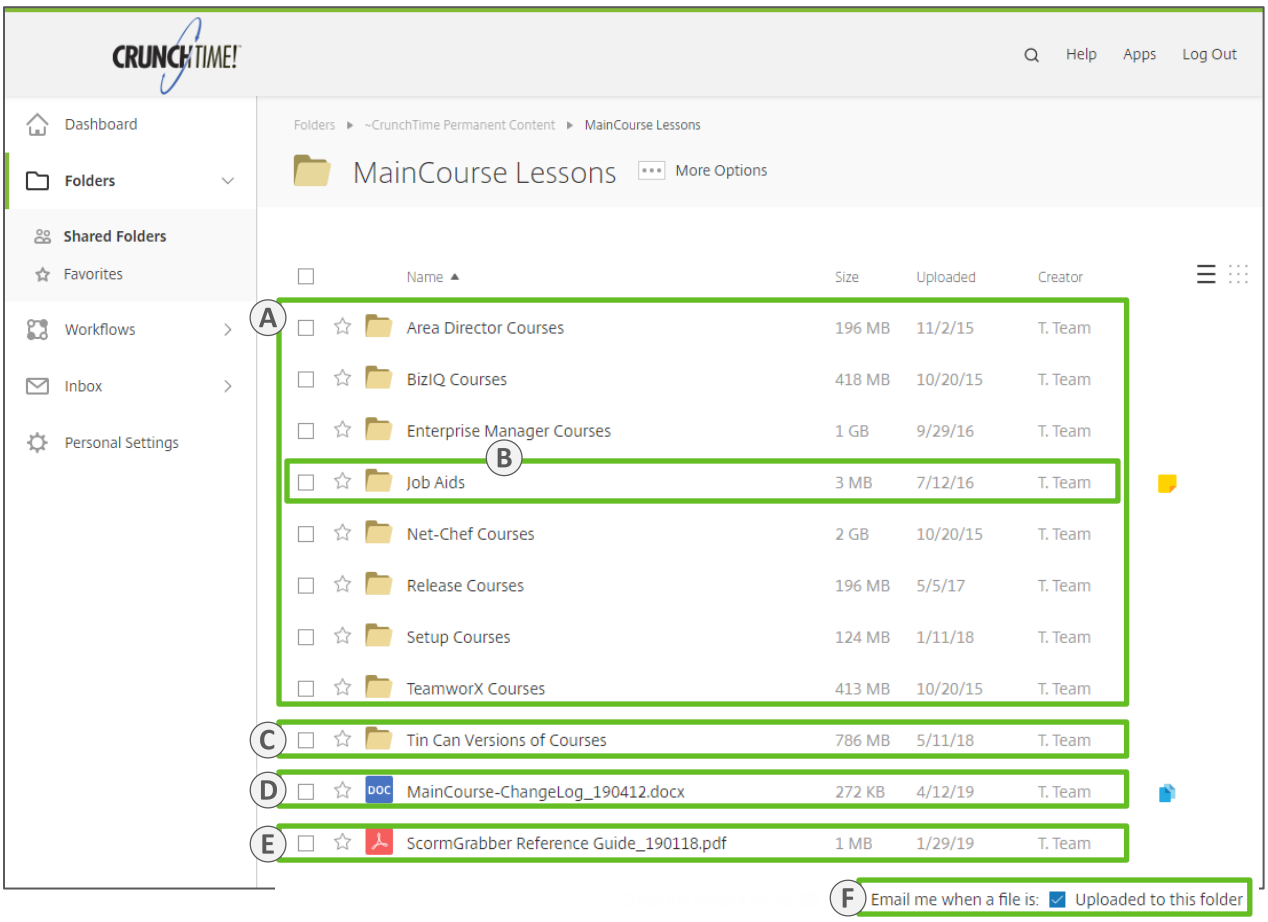

Tips on what to look for:

- (A) Course folders arranged by category. Each folder contains the course packages published as SCORM 1.2.
- (B) *Job Aids* folder – A collection of all the files that are linked to from within these courses
- (C) *Tin Can Versions of Courses* – Tin Can is a new standard for packaging courses and this folder has all the same courses in this new standard. If your LMS does not support SCORM 1.2, give these a try!
- (D) The *ScormGrabber Reference Guide* is the latest version of this document, the one you're reading now.
- (E) The *MainCourse-ChangeLog* keeps track of what changes have been made to courses, so you can make informed decisions about which courses to update on your LMS. We update this document regularly, and the last six digits of the file name represents the date it was last updated in the format: "_YYMMDD".
- (F) If you check this box, you'll receive email notifications when a new file is uploaded to this folder. This is a great way to be informed whenever the *MainCourse-ChangeLog* has been updated.

On the next page, we'll take a look inside one of the Course folders…

© 2022 CrunchTime! Information Systems, Inc. All Rights Reserved. | www.crunchtime.com

ScormGrabber Tips (Continued)

Course Folders

These folders contain the course SCORM packages for you to upload to your LMS.

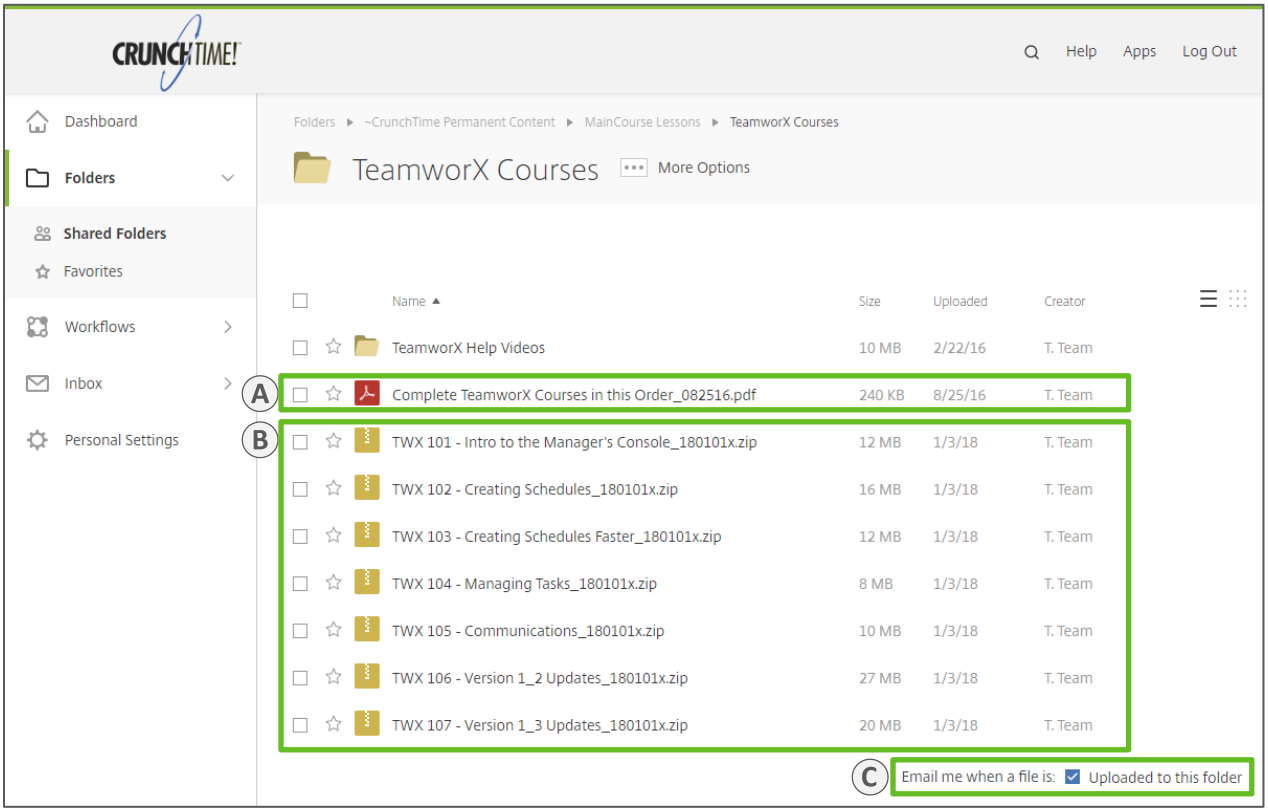

Tips on what to look for:

Ⓐ Whenever you're in a folder, if there is a PDF entitled *Complete X Courses in this Order*, please check it out. Because these courses build on one another, this is the recommended order for them to be displayed on your University.

Ⓑ Course packages – These are zipped packages that can be downloaded and then uploaded to your University. Important – These packages are not meant to be 'un-zipped' and should be uploaded to your LMS in their zipped form.

Tech Tip: Using Safari browser on a Mac? If so, please make sure your **Safari Preferences** are NOT set to *Open "safe" files after downloading.* When checked, this preference effectively 'un-zips' downloaded files. Because most LMS's will not accept unzipped files, it's best to avoid that.

Ⓒ As noted on the previous page, if you check this box, you'll receive email notifications when a new file is uploaded to this folder. This is a great way to be notified whenever courses in this folder have been updated.

Questions?

Thank you for using MainCourse, and if you have questions, please contact the CrunchTime training department at training@crunchtime.com.

© 2022 CrunchTime! Information Systems, Inc. All Rights Reserved. | www.crunchtime.com

Catalog of Courses

Net-Chef Courses

Introductory Courses	Length (Minutes)
INT 101 – Introduction to CrunchTime	6
Net-Chef Dashboard Courses	
NCD 101 – The Net-Chef Dashboard	3
NCD 102 – Dashboard Layout and Controls	4
NCD 103 – Customizing the Dashboard	6
Net-Chef Inventory Courses	
NCI 101 – Primary Storages	5
NCI 102 – Storage Sequencing & Alternate Count Units	4
NCI 103a – Create a Transfer to Send Goods to Another Location	4
NCI 103b – Create a Transfer to Move Product to a New Storage Location	2
NCI 103c – Create a Transfer to Request Goods	3
NCI 103d – Process a Request to Transfer Goods to Another Location	2
NCI 103e – Reconcile a Transfer of Goods Sent to Your Location	3
NCI 104 – Print Count Sheets and Enter Counts	5
NCI 105 – Inventory Review Process	10
NCI 106 – Recording Waste with Inventory Adjustments	5
NCI 107 – Recording Waste with Recipe Adjustments	4
Net-Chef Vendor Order Courses	
NCVO 101 – Place a Vendor Order	5
NCVO 102 – Reconcile a Vendor Order	10
NCVO 103 – Set Up Vendor Delivery Schedules	5
NCVO 104 – Shortcuts and Splits	5
NCVO 105 – Product Substitutions and Catch Weights	5
NCVO 106 – Purchase by Invoice	7
NCVO 107 – Vendor Returns	5
Net-Chef Reporting Courses	
NCR 101 – Introduction to Actual vs. Theoretical Costs	6
NCR 102 – The Actual vs. Theoretical Report	5
NCR 103 – Fix Inventory Problems with the Booking Journal	4
NCR 104 – Cost Analysis Report	4
NCR 105 – Troubleshoot Inventory Variances Using the Physical Inventory Summary Report	6
Net-Chef Daily Prep Courses	
NCDP 101 – Introduction	5
NCDP 102 – Printing and Finalizing	5
NCDP 103 – Advanced Prep	5
NCDP 104 – Advanced Prep II	7

(Continued)

© 2022 CrunchTime! Information Systems, Inc. All Rights Reserved. | www.crunchtime.com

Catalog of Courses (Continued)

Net-Chef Courses (Continued)

Net-Chef Labor Courses
- NCL 101 – Create a Labor Schedule 6
- NCL 102 – Create Schedules Faster 4
- NCL 103 – Auto Schedule Employees 3
- NCL 104 – Review Daily Labor 7
- NCL 105 – Use Reports to Optimize Labor 8

Net-Chef Sales Forecasting Courses
- NCSF 101 – Sales Forecasting 6

(Continued)

© 2022 CrunchTime! Information Systems, Inc. All Rights Reserved. | www.crunchtime.com

Catalog of Courses (Continued)

TeamworX Courses	Length (Minutes)
TWX 101 - Intro to Manager Console	5
TWX 102 - Creating Schedules	7
TWX 103 - Creating Schedules Faster	7
TWX 104 - Managing Tasks	5
TWX 105 - Communications	6
TWX 106 - Version 1.2 Updates	9
TWX 107 - Version 1.3 Updates	9
TWX 108 - Version 1.6 Updates	2
TWX 109 - Version 2.1 Updates	7
TWX 110 - Version 2.4 Updates	4
TWX 111 - Version 2.5 Updates	3
TWX 112 - Version 3.0 Updates	3
TWX 113 - Version 8.0 Updates	3

BizIQ Courses	
BizIQ 101 - Introduction	3
BizIQ 102 - Navigation	5
BizIQ 103 - Wizards and Shared Reports	5
BizIQ 104 - Modifying Reports I	5
BizIQ 105 - Modifying Reports II	4
BizIQ 106 - Distributing Reports	7

Area Director Courses	
INT 101 - Introduction to this Learning System	1
INT 102 - Introduction to CrunchTime!	6
NCAD 101 - Intro to Area Director Training	2
NCD 101 - The Net-Chef Dashboard	3
NCD 102 - Dashboard Layout and Controls	5
NCD 103 - Customize the Dashboard	3
NCAD 102 - Daily Tasks for Area Directors	6
NCR 101 - Introduction to Actual vs. Theoretical Costs	6
NCR 102 - The Actual vs. Theoretical Report	5
NCAD 103 - Weekly Tasks for AD's Pt 1	6
NCAD 104 - Weekly Tasks for AD's Pt 2	6

(Continued)

© 2022 CrunchTime! Information Systems, Inc. All Rights Reserved. | www.crunchtime.com

Catalog of Courses (Continued)

Enterprise Manager Courses

	Length (Minutes)
Bid Master Courses	
EMBID 101 - Introduction to Bid Master	2
EMBID 102 - Create a Bid Sheet	6
EMBID 103 - Add Products, Markets, and Vendors	6
EMBID 104 - Exclude Location Ordering from a Vendor	3
EMBID 105 - Submit Product Lists to Vendors	15
EMBID 106 - Process Vendor Bids	11
EMBID 107 - Change Vendor Prices	5
EMBID 108 - Vendor Order vs Master Order	5
EMBID 109 - Contract Vendors	4
EMBID 110 - Evaluate Vendors	5
Export Mapping Courses	
EMXMAP 101 - Introduction to Export Mapping	3
EMXMAP 102 - Dissect an Export File	3
EMXMAP 103 - Navigate the Export Detail Screen	3
EMXMAP 104 - Map Export File Components	3
Labor Courses	
EML 101 - Introduction to Labor Management	3
EML 102 - Set Up Positions	5
EML 103 - Set Up Labor Rules	5
EML 104 - Set Up Labor Preferences	5
EML 105 - Set Up New Hire Checklist	3
EML 106 - Set Up Demand Based Staffing Templates	9
EML 107 - Set Up Task Based Staffing Templates	3
EML 108 - Set Up Supplemental Wages	3
Users Courses	
EMUSER 101 - Intro to Users	3
EMUSER 102 - Set Up User Groups	6
EMUSER 103 - Understand Reporting Hierarchies	3
EMUSER 104 - Set Up Reporting Hierarchies	5
EMUSER 105 - Create Application Users	10

Setup Courses (part of the *Corporate Users* group)

EMS 101 - CDP Setup	30
EMS 102 - Inventory Units, Conversions, Batch Sizes and Portions	6
EMS 103 - Product Basics	9
EMS 104 - Recipe Basics	14
EMS 105 - Calendar Setup	5
CTS 101 - Working with CrunchTime Support	8
TS 101 - Introduction to TeamworX for Corporate Personnel	80
CTCX 101 – ConneX Implementation Prep	14

(Continued)

© 2022 CrunchTime! Information Systems, Inc. All Rights Reserved. | www.crunchtime.com

Catalog of Courses (Continued)

Release Courses (part of the *Corporate Users* group)

5.1 Introduction	10
5.2 Introduction	3
5.5 Introduction	7
6.1 Introduction	8
6.4 Introduction	8
6.5 Introduction	8
7.0 Introduction	7
7.4 Introduction	7
8.0 Introduction	7

© 2022 CrunchTime! Information Systems, Inc. All Rights Reserved. | www.crunchtime.com